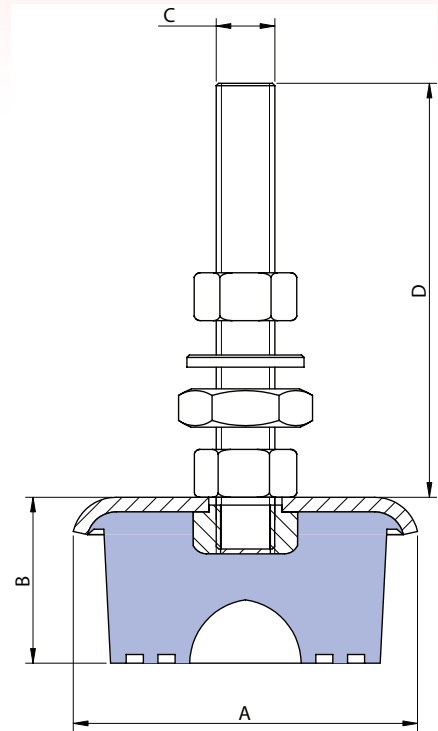


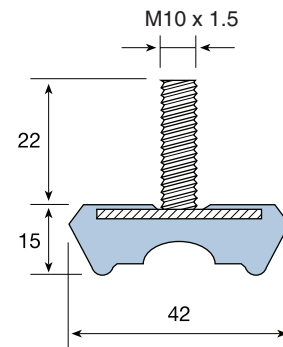

ADJUSTABLE FEET ISOLATOR

SV TYPE



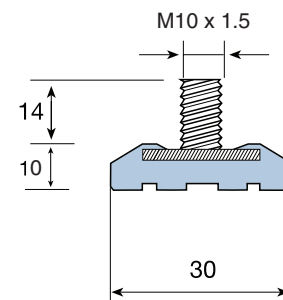

DIMENSIONS mm				LOAD Kg		WEIGHT	Part No.
A	B	C	D	MIN	MAX	(g)	
40	23	M8 x 1.25	48	20	80	89	M143001
60	28	M10 x 1.5	81	60	120	235	M143002
70	32	M12 x 1.75	89	90	160	350	M143003

JT TYPE



HARDNESS	LOAD Kg	WEIGHT (g)	Part No.
50	25-40	53	M144001
75	75-100	53	M144002

SX TYPE



HARDNESS	LOAD Kg	WEIGHT (g)	Part No.
50	10-25	25	M145001